

2026 Recital Packet

Georgia Dance
Unlimited



Recital
2026

Important Dates:

Dress Rehearsals: Wednesday May 27th & Thursday May 28th

Recitals: Saturday May 30th and Saturday May 31st

Location: Dacula High School Theater

123 Broad Street Dacula, GA 30019

(The theater is in the front of the school, across from the train tracks.)



Dress Rehearsal: Dacula High School

Wednesday May 27th & Thursday May 28th

It is important for dancers to attend their Dress rehearsal.

Dress rehearsal helps dancers feel more comfortable on stage and ready for the big show! Please have your dancer at the theater dressed and ready to dance (costume on, stage makeup, and hair fixed) at least 15 minutes before your scheduled rehearsal time.

Because of the strict schedule, we cannot delay starting a class rehearsal to wait for students. If your dancer misses their class's assigned time, they may miss their opportunity to practice on stage.

Each group will practice their dance on stage 2-3 times.

If your dancer's class has 2 dances, they will practice both dances consecutively. After rehearsal, each class will be taken to our professional photographer in the lobby. See below for more info on photos. When pictures are finished, you may leave or stay and watch other classes dance. Feel free to take non-flash pictures and videotape the rehearsal. Videotaping will not be permitted at the shows.



Pictures:

(at dress rehearsal)

Immediately after the stage rehearsal, each class will have a group picture taken by our professional photographer. A digital group photo of your dancer's class is included in your recital fee. This group photo will be emailed out to you after the editing process.

If you wish to purchase a picture package, your dancer will take individual photos after the group photo. All orders and payments for individual pictures are made directly to the photographer, not the studio.





Sabrina McQuerry
Photography


ONE
IMAGE
\$35

THREE
IMAGES
\$85

EXTRA
IMAGES
\$20



PLEASE
ALLOW
3-6 WEEKS
FOR DIGITAL
DELIVERY



@SABRINA.MCQUERRY.PHOTOGRAPHY



venmo

Recital Day:

This year we have 4 shows. Please see recital assignments for your dancers show time. Dancers will need to arrive at the theater dressed in costume, hair and makeup 30 minutes prior to the start of their assigned show. There will be signs directing you to the proper door.

Dancers must remain backstage through the entire show. This is not only for security reasons, but also because every child participates in the finale at the end of the show.

Each show will last about 90 minutes.

Following the finale, we will dismiss one class at a time from the stage. Please note, there is no flash photography permitted during the show.

This is for the safety of the dancers on stage.

Photographs without flash are permitted.



Hair:

(dress rehearsal and recital)

Included in this packet and on your costume's garment bag is information on how each class should wear their hair for the dress rehearsal and recital. We encourage you to use hair spray and gel to make your dancer's hair look neat and to keep any wispy hairs away.

If you have any questions about the hairstyle for your dancer's class, please ask your dancer's teacher or the front desk before rehearsal. Please note, if your dancer has multiple hairstyles within one show, every attempt is made to start in a ballet bun and

★ ————— then move to a high ponytail. ————— ★

LOW PONYTAIL



HIGH PONYTAIL



LOW PIGTAILS



HIGH PIGTAILS



BALLET BUN



HIGH SPACE BUNS



♥ All hairstyles should be neat, secure, and comfortable for dancing!
Use hairspray and bobby pins as needed to keep flyaways in place.

Stage Makeup:

(dress rehearsal and recital)

We encourage all dancers to wear makeup on stage. Without makeup, your dancer's face will look washed out and pale under the bright stage lights. All dancers should wear red lipstick, brown eyeshadow, pink blush, and mascara (if you can manage to get it on your dancer). Stage makeup should be applied heavier than everyday makeup. The more makeup you put on your dancer, the better your dancer's features will show up on stage. Your dancer should be in stage makeup for dress rehearsal so that we can determine if the correct amount is used. If you have any questions about stage makeup and the correct amount to apply, please ask your dancer's teacher or the front desk before dress rehearsal.

BASIC STAGE MAKEUP FOR YOUNG DANCERS



1. FOUNDATION

Use a lightweight foundation that matches your skin tone. Blend well.



2. BLUSH

Apply rosy blush to the apples of the cheeks and blend upwards.



3. EYESHADOW

Use a soft shimmer or matte shade. Light pinks, peaches or browns work great. Blend into the crease.



4. MASCARA

Apply 1–2 coats to make your lashes stand out under stage lights.



5. LIPSTICK

Choose a rosy or red shade that complements your skin tone. Blot for longer wear.



TIPS

- Stage lights wash out color—slightly stronger makeup looks best on stage.
- Avoid heavy glitter or dark colors.
- Always set makeup with a light powder.
- Practice your routine and smile with confidence!



CONFIDENCE
IS YOUR BEST
ACCESSORY!

Flowers and Recital Logo Stuffed Animal:

These special keepsake items are available to purchase for your dancer. Items can be preordered through the parent portal and in our Square Store on Gadanceunlimited.com under the recital tab.

We highly encourage pre-ordering as we do not guarantee in-stock at the show.



20 Stem Flower Bouquet \$22

Recital Dino \$18

Package... Flower and Dino \$35

Packing list for dress rehearsal:

- Wear costume/bring any additional costumes
- Dance Shoes
- Hair supplies and make up for touch ups

Packing list for recital day:

**** If your dancer has one dance...**

- Labeled water bottle
- Labeled snack

(something that wont stain a costume ex. goldfish, animal crackers, pretzels)

**** If your dancer has multiple dances...**

Please label EVERYTHING with your dancer's name

- Garment bag
- Costumes
- Dance shoes
- Tights (or socks for some classes)
- Water bottle
- Snack

(something that wont stain a costume ex. goldfish, animal crackers, pretzels)

Get into the 90s recital spirit with our fun weeks!

MAY 4-9 DISNEY 90s WEEK!

Dress like your favorite Disney character
OR wear your favorite Disney shirt, colors,
or gear! ❤️ #GDU90s



MAY 11-16 CENTRAL PERK WEEK!

Wear your coziest outfits &
meet us on the couch!



MAY 18-23 LISA FRANK WEEK!

Bring on the rainbows, neons & all the sparkle!



Georgia Dance Unlimited



I'm Performing!

Save the Date!

GDU Recital 2026



Sunday, May 31



2:00 PM



Dacula High School

Visit our website gadanceunlimited.com under the recital tab for this template.

It's a fun way to invite friends and family to the show.